

Pyrometer for temperature measurement of non-metallic surfaces as well as painted, coated or anodized metals. Temperature range between -32 and 900°C.

impac® IN 210
Infrared thermometry



- Small, robust stainless steel housing for easy installation, with electrical connector for facile mounting / demounting
- 2-wire technique for current supply and temperature measurement at the same time
- Internal digital signal processing for high accuracy
- High quality optics for detection of small measuring objects
- Temperature subrange programmable for adaptation of the analog output to the measuring task



The **IN 210** is a stationary pyrometer for non-contact temperature measurement of non-metallic surfaces or painted, coated or anodized metals.

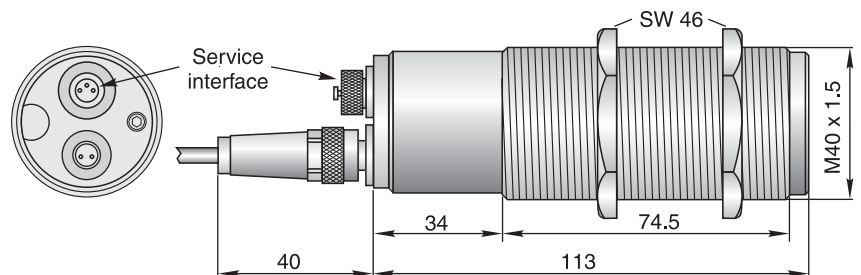
The instruments are operating as digital two wire pyrometers. This technique combines the high accuracy of the digital signal processing with the simple connection and operating with two wires.

The setting of the programmable parameters such as emissivity, sub-range and response time can be adjusted either with the portable setting device HT 6000 or via USB adapter and the setting software *InfraWin*.

This enables the instrument to be adapted to various measuring tasks. On request all necessary values can be set ex works.

The solid and robust design of the instrument guarantees high operational safety even in rough industrial environments.

Dimensions:



Technical Data

| | | | |
|----------------------------|---|--------------------|---|
| Spectral range: | 8 to 14 μm | Power supply: | 24 V DC \pm 25%; ripple \leq 500 mV |
| Accuracy: | 1% of reading in $^{\circ}\text{C}$ + 1 $^{\circ}\text{C}$ ($\epsilon = 1$, $T_{\text{amb}} = 25^{\circ}\text{C}$, $t_{90} = 1$ s) | Power consumption: | Max. 0.6 W |
| Repeatability: | 0.5% of reading in $^{\circ}\text{C}$ + 1 $^{\circ}\text{C}$ ($\epsilon = 1$, $T_{\text{amb}} = 25^{\circ}\text{C}$, $t_{90} = 1$ s) | Aperture: | 15 mm |
| Resolution: | 0.1 $^{\circ}\text{C}$ | Protection class: | IP65 (according to DIN 40 050) |
| Parameters ¹⁾ : | Sub range, emissivity, response time | Ambient temp.: | 0 to 70 $^{\circ}\text{C}$ |
| Response time t_{90} : | 120 ms, adjustable up to 10 s via service interface | Storage temp.: | -20 to 70 $^{\circ}\text{C}$ |
| Emissivity ϵ : | 0.2 to 1.0 adjustable via service interface | Weight: | Approx. 450 g |
| Output: | 4 to 20 mA, linear; max. load 700 Ohm at 24 V | CE-label: | According to EU directives about electromagnetic immunity |

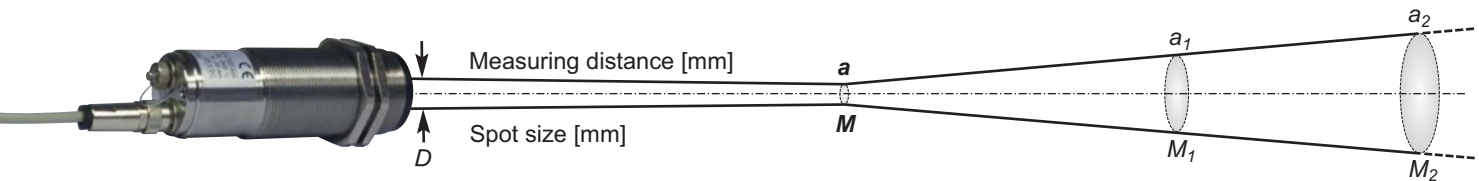
¹⁾ Programming via service interface with portable battery driven setup device HT 6000 or via USB adapter and software *infraWin* (optional) or preset ex works (on request)

Optica Data

The pyrometers are equipped ex works with one of the following optics. These optics are fixed to a certain distance, i.e. at these distances each optic achieves its smallest spot size in relation to the measuring distance. The spot size will change in any other distance (shorter or longer). Please note that the measuring object must be at least as big as the spot size.

| Optics | a : M *) | a [mm] | M [mm] | a ₁ [mm] | M ₁ [mm] | a ₂ [mm] | M ₂ [mm] | D [mm] |
|--------|----------|--------|--------|---------------------|---------------------|---------------------|---------------------|--------|
| 100 | 50 : 1 | 100 | 2 | 200 | 18 | 300 | 35 | 15 |
| 300 | 50 : 1 | 300 | 6 | 600 | 22 | 1000 | 45 | |
| 800 | 50 : 1 | 800 | 16 | 1500 | 36 | 2500 | 68 | |

*) a : M; distance ratio (90% intensity); M: spot size; a: measuring distance; D: aperture (effective lens diameter)



Reference Numbers

Instruments:

3 819 540 IN 210; -32 to 900 $^{\circ}\text{C}$, optics a = 100 mm
 3 819 550 IN 210; -32 to 900 $^{\circ}\text{C}$, optics a = 300 mm
 3 819 560 IN 210; -32 to 900 $^{\circ}\text{C}$, optics a = 800 mm

3 890 640

Digital display DA 4000-N with 2 wire form power supply

3 890 650

Digital display DA 4000 with 2 wire form power supply and 2 limit switches

3 852 290

Power supply NG DC (100...240 V AC \Rightarrow 24 VDC, 1 A)

3 837 360

Water cooling jacket with integrated air purge unit

3 835 320

Air purge unit

3 834 350

Mounting angle, adjustable

3 834 360

Mounting angle, fixed

3 827 110

Battery driven laser targeting light

Accessories:

Connection cable:

| | | | | | | |
|--------|--------|--------|--------|--------|--------|--------|
| 2 m | 5 m | 10 m | 15 m | 20 m | 25 m | 30 m |
| ...820 | ...830 | ...840 | ...850 | ...860 | ...870 | ...880 |

3 821 ...

3 826 500 Portable battery driven setup device HT 6000

3 820 980 Connecting cable to HT 6000


3 826 660 USB adapter + adjustment software *InfraWin*



Mounting angle fixed



Mounting angle adjustable



Laser targeting light



Water cooling jacket with integrated air purge unit



DA 4000
DA 4000-N



HT 6000

LumaSense Technologies

Americas and Australia

Sales & Service
 Santa Clara, CA
 Oakland, NJ

Tel.: +1 800 631 0176

Fax: +1 408 727 1677

info@lumasenseinc.com

Europe, Middle East, Africa

Sales & Service
 D-60326 Frankfurt, Germany
 Kleyerstr. 90

Tel.: +49 69 97373-0

Fax: +49 69 97373-167

Contika Aps

Hindhøjjen 82

8382 Hinnerup

Tel 86 24 50 66

Visit lumasenseinc.com for local sales representation

Pyrometer especially for temperature measurements of glass surfaces and quartz glass surfaces between 100 and 1200°C.

impac® IN 210/5
Infrared thermometry



- Spectral range optimized for measurement of glass surfaces
- Small, robust stainless steel housing for easy installation, with electrical connector for facile mounting / demounting
- 2-wire technique for current supply and temperature measurement at the same time
- Internal digital signal processing for high accuracy
- High quality optics for detection of small measuring objects
- Temperature subrange programmable for adaptation of the analog output to the measuring task



The **IN 200/5** is a stationary pyrometer for non-contact temperature measurement of glass surfaces and quartz glass surfaces.

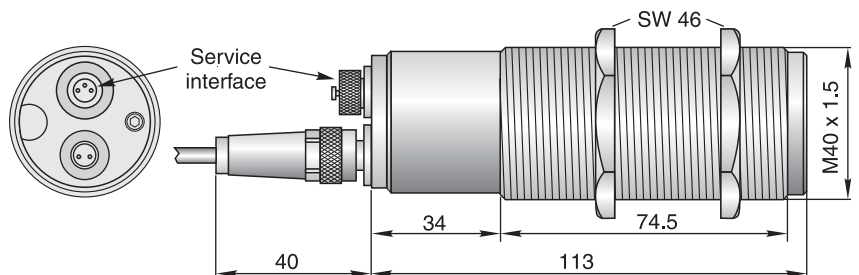
The instruments are operating as digital two wire pyrometers. This technique combines the high accuracy of the digital signal processing with the simple connection and operating with two wires.

The setting of the programmable parameters such as emissivity, sub-range and response time can be adjusted either with the portable setting device HT 6000 or via USB adapter and the setting software *InfraWin*.

This enables the instrument to be adapted to various measuring tasks. On request all necessary values can be set ex works.

The solid and robust design of the instrument guarantees high operational safety even in rough industrial environments.

Dimensions:



Technical Data

| | | | |
|----------------------------|---|--------------------|---|
| Spectral range: | 5.14 μm | Power supply: | 24 V DC \pm 25%; ripple \leq 500 mV |
| Accuracy: | 1% of reading in $^{\circ}\text{C}$ + 1 $^{\circ}\text{C}$ ($\epsilon = 1$, $T_{\text{amb}} = 25^{\circ}\text{C}$, $t_{90} = 1$ s) | Power consumption: | Max. 0.6 W |
| Repeatability: | 0.5% of reading in $^{\circ}\text{C}$ + 1 $^{\circ}\text{C}$ ($\epsilon = 1$, $T_{\text{amb}} = 25^{\circ}\text{C}$, $t_{90} = 1$ s) | Aperture: | 15 mm |
| Resolution: | 0.1 $^{\circ}\text{C}$ | Protection class: | IP65 (according to DIN 40 050) |
| Parameters ¹⁾ : | Sub range, emissivity, response time | Ambient temp.: | 0 to 70 $^{\circ}\text{C}$ |
| Response time t_{90} : | 120 ms, adjustable up to 10 s via service interface | Storage temp.: | -20 to 70 $^{\circ}\text{C}$ |
| Emissivity ϵ : | 0.2 to 1.0 adjustable via service interface | Weight: | Approx. 450 g |
| Output: | 4 to 20 mA, linear; max. load 700 Ohm at 24 V | CE-label: | According to EU directives about electromagnetic immunity |

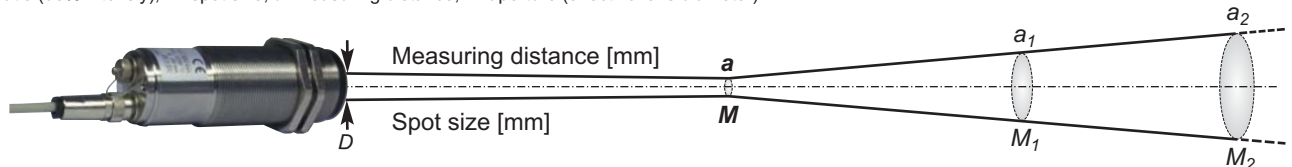
¹⁾ Programming via service interface with portable battery driven setup device HT 6000 or via USB adapter and software *infraWin* (optional) or preset ex works (on request)

Optica Data

The pyrometers are equipped ex works with one of the following optics. These optics are fixed to a certain distance, i.e. at these distances each optic achieves its smallest spot size in relation to the measuring distance. The spot size will change in any other distance (shorter or longer). Please note that the measuring object must be at least as big as the spot size.

| Optics | a : M *) | a [mm] | M [mm] | a ₁ [mm] | M ₁ [mm] | a ₂ [mm] | M ₂ [mm] | D [mm] |
|--------|----------|--------|--------|---------------------|---------------------|---------------------|---------------------|--------|
| 100 | 40 : 1 | 100 | 2,5 | 200 | 18 | 300 | 35 | 15 |
| 300 | 50 : 1 | 300 | 6 | 600 | 22 | 1000 | 45 | |
| 1200 | 50 : 1 | 1200 | 24 | 2500 | 50 | 4000 | 80 | |

*) a : M; distance ratio (90% intensity); M: spot size; a: measuring distance; D: aperture (effective lens diameter)



When measuring the temperature of very large and hot surfaces (for example by the float glass production), additional radiation is received by the pyrometer's detector due to unavoidable effects (diffraction, multiple reflection). These effects increase the temperature output.

To get correct temperature values in this case, the pyrometer must be prepared ex works. The effect will be compensated by the so-called **float glass calibration**.

Reference Numbers

Instruments:

| | | | |
|-----------|---|-----------|--|
| 3 809 440 | IN 210/5; 100 ... 1200 $^{\circ}\text{C}$, optics a = 100 mm | 3 890 640 | Digital display DA 4000-N with 2 wire form power supply |
| 3 809 450 | IN 210/5; 100 ... 1200 $^{\circ}\text{C}$, optics a = 300 mm | 3 890 650 | Digital display DA 4000 with 2 wire form power supply and 2 limit switches |
| 3 809 460 | IN 210/5; 100 ... 1200 $^{\circ}\text{C}$, optics a = 800 mm | 3 852 290 | Power supply NG DC (100...240 VAC \Rightarrow 24 VDC, 1 A) |
| 3 891 040 | Float glass calibration (to order separately) | 3 837 360 | Water cooling jacket with integrated air purge unit |

Accessories:

Connection cable:

| | | | | | | |
|--------|--------|--------|--------|--------|--------|--------|
| 2 m | 5 m | 10 m | 15 m | 20 m | 25 m | 30 m |
| ...820 | ...830 | ...840 | ...850 | ...860 | ...870 | ...880 |


| | |
|-----------|---|
| 3 821 ... | Portable battery driven setup device HT 6000 |
| 3 826 500 | Connecting cable to HT 6000 |
| 3 820 980 | USB adapter + adjustment software <i>InfraWin</i> |
| 3 826 660 | Digital display DA 4000-N with 2 wire form power supply |
| 3 890 640 | |



Mounting angle fixed



Mounting angle adjustable



Laser targeting light



Water cooling jacket with integrated air purge unit



DA 4000 DA 4000-N



HT 6000

LumaSense Technologies

Americas and Australia

Sales & Service
Santa Clara, CA
Oakland, NJ

Tel.: +1 800 631 0176
Fax: +1 408 727 1677

info@lumasenseinc.com

Europe, Middle East, Africa

Sales & Service
D-60326 Frankfurt, Germany
Kleyerstr. 90

Tel.: +49 69 97373-0
Fax: +49 69 97373-167

Contika Aps

Hindhøj 82
8382 Hinnerup
Tel: 86 24 50 66

Visit lumasenseinc.com for local sales representation

Pyrometers in 2 wire form with digital signal processing for temperature measurements of metal surfaces, graphite, ceramics etc. between 300°C and 2500°C

impac® IS 210 • IGA 210
Infrared thermometry



- Small, robust stainless steel housing for easy installation with electrical connector for facile mounting / demounting
- 2-wire technique for current supply and temperature measurement at the same time
- Internal digital signal processing for high accuracy
- High quality optics for detection of small measuring objects
- Built-in LED targeting light for fast and precise alignment to the measuring object
- Built-in maximum value storage detects always the highest temperature value of a series of measurements
- Temperature subrange programmable to adapt the analog output to the measuring task



IS 210 and **IGA 210** are stationary pyrometers for non-contact temperature measurement of metal surfaces, graphite, ceramics etc.

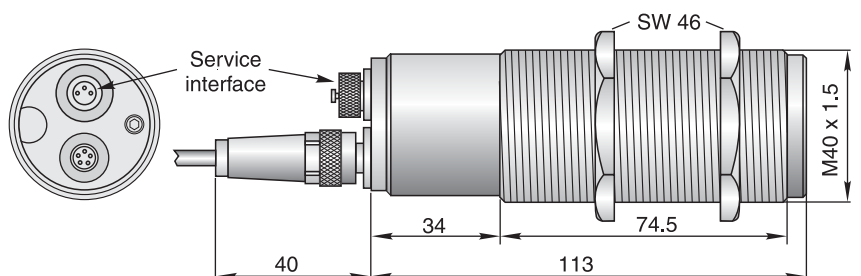
The instruments are digital pyrometers in two wire format. This format combines the high accuracy of the digital signal processing with the simple connection and operating with two wires.

The setting of the programmable parameters such as emissivity, sub-range, response time or maximum value storage can be adjusted either with the portable setting device HT 6000 or via USB adapter and the

setting software *InfraWin*. This enables the instrument to be adapted to various measuring tasks. On request all necessary values can be set ex works.

The solid and robust design of the instruments guarantees high operation safety even in rough industrial environments.

Dimensions:



Technical Data

| | |
|--------------------------------------|--|
| Temperature range: | See reference numbers |
| Spectral range: | IS 200: 0.8 to 1.1 μm IGA 200: 1.45 to 1.8 μm |
| Accuracy ¹⁾ : | 0.5% of reading in $^{\circ}\text{C} + 1^{\circ}\text{C}$ |
| Repeatability ¹⁾ : | 0.1% of reading in $^{\circ}\text{C} + 1^{\circ}\text{C}$ |
| Resolution: | 0.1 $^{\circ}\text{C}$ |
| Parameters ²⁾ : | Sub range, emissivity, response time, maximum value storage |
| Response time t_{90} : | 20 ms ... 10 s |
| Clear time of maximum value storage: | Off, 50 ms, 250 ms, 1 s, 5 s, 25 s, auto |
| Emissivity ϵ : | 0.05 ... 1.0 |
| Output: | 4 - 20 mA, linear; max. load 700 Ω at 24 V |

| | |
|----------------------|---|
| Power supply: | 24 V DC \pm 25%, ripple 500 mV; LED targeting light: 5 to 30 V DC, 35 mA |
| Power consumption: | Max. 0.6 W (without LED targeting light) |
| Sighting: | LED targeting light |
| Protection class: | IP65 (according to DIN 40 050) |
| Ambient temp.: | 0 to 70 $^{\circ}\text{C}$ |
| Storage temperature: | -20 to 70 $^{\circ}\text{C}$ |
| Weight: | approx. 450 g |
| CE-label | According to EU directives about electromagnetic immunity |

Scope of delivery: Instrument, works certificate, user manual.

Ordering note: A connection cable is not included in scope of delivery and has to be ordered separately.

¹⁾ ($\epsilon = 1$, $T_{\text{amb}} = 25^{\circ}\text{C}$, $t_{90} = 1 \text{ s}$)

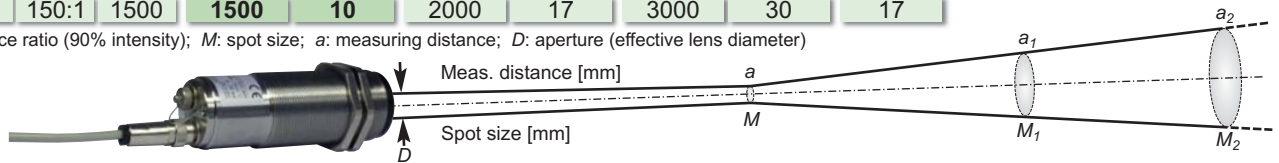
²⁾ Programming via service interface with portable battery driven setup device HT 6000 or via USB adapter and software *infraWin* (optional) or preset ex works (on request)

Optics

| Type | a : M *) | Optics | a [mm] | M [mm] | a ₁ [mm] | M ₁ [mm] | a ₂ [mm] | M ₂ [mm] | D [mm] |
|---------|---------------|--------|--------|--------|---------------------|---------------------|---------------------|---------------------|--------|
| IS 210 | (MB 18) 130:1 | 600 | 600 | 4.5 | 1000 | 15 | 1500 | 28 | 13 |
| | (MB 25) 240:1 | | | 2.5 | | 12 | | 23 | |
| | (MB 18) 140:1 | 1000 | 1000 | 7 | 1500 | 15 | 2000 | 24 | 16 |
| | (MB 25) 240:1 | | | 4.2 | | 12 | | 19 | |
| | (MB 18) 135:1 | 1500 | 1500 | 11 | 2000 | 17 | 3000 | 32 | 17 |
| | (MB 25) 235:1 | | | 6.4 | | 14 | | 23 | |
| IGA 210 | 165:1 | 300 | 300 | 1.8 | 400 | 6 | 600 | 15 | 17 |
| | 175:1 | 350 | 350 | 2 | 500 | 8 | 800 | 18 | 16 |
| | 145:1 | 500 | 500 | 3.4 | 800 | 11 | 1000 | 16 | 14 |
| | 150:1 | 600 | 600 | 4 | 1000 | 13 | 1500 | 24 | 13 |
| | 140:1 | 1000 | 1000 | 7 | 1500 | 14 | 2000 | 22 | 16 |
| | 150:1 | 1500 | 1500 | 10 | 2000 | 17 | 3000 | 30 | 17 |

The pyrometers are equipped ex works with one of the specified optics. The smallest spot size M [mm] for each optics is in the nominal distance a [mm]. If the distance to the measuring object is decreased or increased the spot sizes will enlarge (see example values in the table).

*) a : M; distance ratio (90% intensity); M: spot size; a: measuring distance; D: aperture (effective lens diameter)



Reference Numbers

| Optics | IS 210 | | IGA 210 | |
|--------|--|--|---|---|
| | 650 ... 1800 $^{\circ}\text{C}$ (MB 18) | 800 ... 2500 $^{\circ}\text{C}$ (MB 25) | 300 ... 1300 $^{\circ}\text{C}$ (MB 13L) | 350 ... 1800 $^{\circ}\text{C}$ (MB 18L) |
| 300 | - | - | 3 819 860 | 3 819 890 |
| 350 | - | - | 3 819 870 | - |
| 500 | - | - | 3 819 880 | - |
| 600 | 3 819 740 | 3 819 770 | 3 819 800 | 3 819 830 |
| 1000 | 3 819 750 | 3 819 780 | 3 819 810 | 3 819 840 |
| 1500 | 3 819 760 | 3 819 790 | 3 819 820 | 3 819 850 |

Overview:

Water cooling jacket with air purge unit

adjustable / fixed mounting angle

Setup device HT 6000

DA 4000
DA 4000-N

| | | | | | | | | |
|-----------|---|---------|---------|---------|---------|---------|---------|--|
| | Connection cable: | | | | | | | |
| | 2 m | 5 m | 10 m | 15 m | 20 m | 25 m | 30 m | |
| 3 821 ... | ... 750 | ... 760 | ... 770 | ... 780 | ... 790 | ... 800 | ... 810 | |
| 3 852 290 | Power supply NG DC; 100...240 V AC \Rightarrow 24 V DC, 1 A | | | | | | | |
| 3 826 500 | Portable battery driven setup device HT 6000 | | | | | | | |
| 3 821 600 | Interface cable to HT 6000 | | | | | | | |
| 3 826 660 | USB adapter + adjustment software <i>infraWin</i> | | | | | | | |
| 3 890 640 | Digital display DA 4000-N with 2-wire supply | | | | | | | |

| | |
|-----------|---|
| 3 890 650 | Digital display DA 4000 with 2-wire supply and 2 limit switches |
| 3 852 290 | Power supply NG DC (100...240 V AC \Rightarrow 24 V DC, 1 A) |
| 3 837 360 | Water cooling jacket with integrated air purge unit |
| 3 835 320 | Air purge unit |
| 3 834 350 | Mounting angle, adjustable |
| 3 834 360 | Mounting angle, fixed |

LumaSense Technologies

Americas and Australia

Sales & Service
Santa Clara, CA
Oakland, NJ

Tel.: +1 800 631 0176

Fax: +1 408 727 1677

info@lumasenseinc.com

Europe, Middle East, Africa

Sales & Service
D-60326 Frankfurt, Germany
Kleyerstr. 90

Tel.: +49 69 97373-0

Fax: +49 69 97373-167

Contika Aps

Hindhøj 82
8382 Hinnerup
Tel: 86 24 50 66

Visit lumasenseinc.com for local sales representation

Pyrometer for temperature measurement of metal parts in flame heated furnaces. The chosen spectral range avoids the influence of combustion gases.

impac® IN 210/4
Infrared thermometry



- Measurement through flames and combustion gas without influencing the measurement
- Penetrating measurement into glass
- Small, robust stainless steel housing for easy installation, with electrical connector for facile mounting / demounting
- 2-wire technique for current supply and temperature measurement at the same time
- Internal digital signal processing for high accuracy
- High quality optics for detection of small measuring objects
- Temperature subrange programmable for adaptation of the analog output to the measuring task



The **IN 210/4** is a stationary pyrometer for non-contact temperature measurement of objects in flame heated furnaces. The narrow spectral range of 3.9 μm avoids the influence of combustion gases to the measurement.

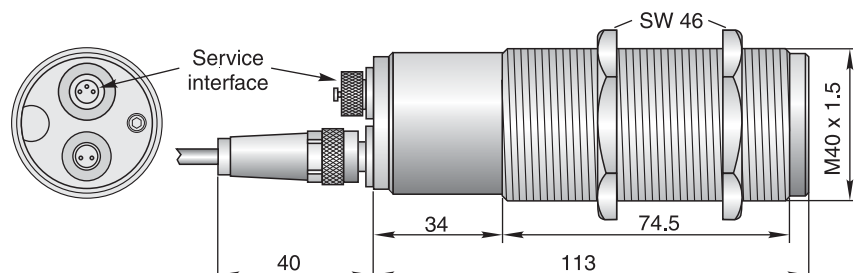
Another application is the measurement of glass if a small penetration into the glass is necessary (e.g. glass drop). Measurement errors caused by partially cooled down surfaces can be avoided.

The instruments are operating as digital two wire pyrometers. This technique combines the high accuracy of the digital signal processing with the simple connection and operating with two wires.

The setting of the programmable parameters such as emissivity, sub-range and response time can be adjusted either with the portable setting device HT 6000 or via USB adapter and the setting software *InfraWin*.

This enables the instrument to be adapted to various measuring tasks. On request all necessary values can be set ex works. The solid and robust design of the instrument guarantees high operational safety even in rough industrial environments.

Dimensions:



Technical Data

| | | | |
|----------------------------|---|--------------------|---|
| Spectral range: | 3.9 μm | Power supply: | 24 V DC \pm 25%; ripple \leq 500 mV |
| Accuracy: | 1% of reading in $^{\circ}\text{C}$ + 1 $^{\circ}\text{C}$ ($\epsilon = 1$, $T_{\text{amb}} = 25^{\circ}\text{C}$, $t_{90} = 1$ s) | Power consumption: | Max. 0.6 W |
| Repeatability: | 0.5% of reading in $^{\circ}\text{C}$ + 1 $^{\circ}\text{C}$ ($\epsilon = 1$, $T_{\text{amb}} = 25^{\circ}\text{C}$, $t_{90} = 1$ s) | Aperture: | 15 mm |
| Resolution: | 0.1 $^{\circ}\text{C}$ | Protection class: | IP65 (according to DIN 40 050) |
| Parameters ¹⁾ : | Sub range, emissivity, response time | Ambient temp.: | 0 to 70 $^{\circ}\text{C}$ |
| Response time t_{90} : | 120 ms, adjustable up to 10 s via service interface | Storage temp.: | -20 to 70 $^{\circ}\text{C}$ |
| Emissivity ϵ : | 0.2 to 1.0 adjustable via service interface | Weight: | Approx. 450 g |
| Output: | 4 to 20 mA, linear; max. load 700 Ohm at 24 V | CE-label: | According to EU directives about electromagnetic immunity |

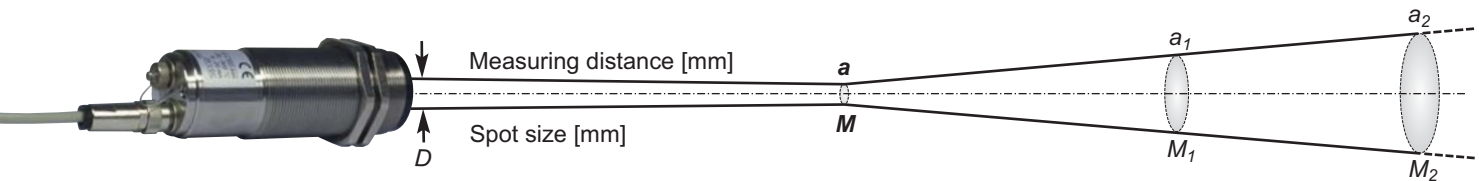
¹⁾ Programming via service interface with portable battery driven setup device HT 6000 or via USB adapter and software *infraWin* (optional) or preset ex works (on request)

Optica Data

The pyrometers are equipped ex works with one of the following optics. These optics are fixed to a certain distance, i.e. at these distances each optic achieves its smallest spot size in relation to the measuring distance. The spot size will change in any other distance (shorter or longer). Please note that the measuring object must be at least as big as the spot size.

| Optics | a : M *) | a [mm] | M [mm] | a ₁ [mm] | M ₁ [mm] | a ₂ [mm] | M ₂ [mm] | D [mm] |
|--------|----------|--------|--------|---------------------|---------------------|---------------------|---------------------|--------|
| 100 | 40 : 1 | 100 | 2,5 | 200 | 18 | 300 | 35 | 15 |
| 300 | 50 : 1 | 300 | 6 | 600 | 22 | 1000 | 45 | |
| 1200 | 50 : 1 | 1200 | 24 | 2500 | 50 | 4000 | 80 | |

*) a : M; distance ratio (90% intensity); M: spot size; a: measuring distance; D: aperture (effective lens diameter)



Reference Numbers

Instruments:

3 819 340 IN 210/4; 300 ... 1000 $^{\circ}\text{C}$, optics a = 100 mm
 3 819 350 IN 210/4; 300 ... 1000 $^{\circ}\text{C}$, optics a = 300 mm
 3 819 360 IN 210/4; 300 ... 1000 $^{\circ}\text{C}$, optics a = 1200 mm

3 890 640

Digital display DA 4000-N with 2 wire form power supply

3 890 650

Digital display DA 4000 with 2 wire form power supply and 2 limit switches

3 852 290

Power supply NG DC (100...240 V AC \Rightarrow 24 VDC, 1 A)

3 837 360

Water cooling jacket with integrated air purge unit

3 835 320

Air purge unit

3 834 350

Mounting angle, adjustable

3 834 360

Mounting angle, fixed

3 827 110

Battery driven laser targeting light

Accessories:

Connection cable:

| | | | | | | |
|--------|--------|--------|--------|--------|--------|--------|
| 2 m | 5 m | 10 m | 15 m | 20 m | 25 m | 30 m |
| ...820 | ...830 | ...840 | ...850 | ...860 | ...870 | ...880 |

3 821 ...

3 826 500 Portable battery driven setup device HT 6000

3 820 980 Connecting cable to HT 6000


3 826 660 USB adapter + adjustment software *InfraWin*



Mounting angle fixed



Mounting angle adjustable



Laser targeting light



Water cooling jacket with integrated air purge unit



DA 4000
DA 4000-N



HT 6000

LumaSense Technologies

Americas and Australia

Sales & Service
Santa Clara, CA
Oakland, NJ

Tel.: +1 800 631 0176

Fax: +1 408 727 1677

info@lumasenseinc.com

Europe, Middle East, Africa

Sales & Service
D-60326 Frankfurt, Germany
Kleyerstr. 90

Tel.: +49 69 97373-0

Fax: +49 69 97373-167

Contika Aps

Hindhøjensvej 82
8382 Hinnerup
Tel 8624 5066

Visit lumasenseinc.com for local sales representation